



BLISS ANAND

Sight Flow Indicator



MJ Systems, LLC
Authorized Bliss Distributors
TX - Off (281) 842-7600
LA - Off (225) 726-7114
www.mjsusa.com • sales@mjsusa.com



Sight Flow Indicator

Index:

Model	03
Screwed	04
Flanged	05
Pressure Drop Chart	06
Material of Construction	07



Sight Flow Indicator





Sight Flow Indicators provide an effective way to view the condition of liquids or solids flowing through pipelines at most any flow, pressure, or temperature, a major advantage over electronic devices where it is difficult to distinguish if there is a flow problems or malfunction in the device. Bliss Anand Sight Flow Indicators assure a direct and positive indication of flow rate, flow direction and condition of the medium being transported plus enable a means of inspecting pipelines for dirt, scale and foreign matter.

MODEL - Flapper, Rotary and Drip Designs

Flapper models indicate flow by the position of a vane or flapper in the center of the viewing window and are recommended for applications involving transparent or slightly opaque solutions. Frequently specified to indicate the variations in the flow rate of gases as well as liquids. Flapper models are bi-directional designed for horizontal and upward vertical flow applications. When it is not necessary to visualize flow motion, the same basic sight flow indicator is supplied without a flapper component.

Rotary models indicate flow by the spinning of a rotor and are suitable for any flow direction and are especially suited for applications involving dark solutions. The rotor motion is easily seen, even from great distances and recommended for uses with transparent solutions or gases. Rotors are supplied in materials that are impervious to many kinds of fluids and should be used if the flow rate is to be detected.

Drip models are for vertical downward flow applications in distillation and similar systems involving extremely low or intermittent flow. A strong advantage of a drip model is absolutely no obstruction to downward flow. Plain models without drip tubes operate effectively with flow in any direction and those with tubes have them positioned in the center window area for ease of observation.



SIGHT FLOW INDICATORS

DOUBLE WINDOW SIGHT FLOW INDICATORS

SCREWED

MODEL - 1000S

Recommended for any flow direction, Style 1000S rotary type indicator is best suited to lines carrying dark solutions where rotor motion is easily detected. It can be used with transparent solutions and gases and is ideal where observation must be at a distance.



MODEL - 1000S

MODEL - 2000S

Recommended for both horizontal and upwards vertical flow. Style 2000-S is best suited to transparent or slightly opaque solutions. It is frequently used for gases and can be supplied without a flapper if no internal indicator is required. In standard units the position of the hinged flap indicates variation in flow rate.



MODEL - 2000S

MODEL - 3000S

Recommended for downward vertical flow. Style 3000S is particularly suited to distillation and similar apparatus with intermittent flow. Drip type indicator do not obstruct flow in any way and many also be used for horizontal flow.



MODEL - 3000S

MODEL - 1000-2000-3000S - 150

PIPE SIZE		1/2"	3/4"	1"	1 1/4"	1 1/2"	2"
DIMENSIONS (mm)	L	95	95	108	140	140	158
	D	31	31	32	55	55	63

PRESSURE RATING - 150 PSIG




DOUBLE WINDOW SIGHT FLOW INDICATORS

FLANGED

MODELS - 1000F

For pipe size 1" thru 6" with any flow direction. Best suited to lines motion is easily detected. It can be used with transparent solutions observations must be made at a distance.



MODEL - 1000F

MODEL - 2000F

For pipe sizes ½" thru 12" in horizontal lines or vertical lines with upward flow. Style 2000F is best suited to transparent or slightly opaque solutions and may be used for gases. Variation in flow rates is indicated by position of the flapper. All sizes are supplied without flapper on order. 14" and 16" sizes are available without flapper only.



MODEL - 2000F

MODEL - 3000F

For pipe sizes ½" thru 10" in lines with vertical downward flow. Drip type indicators are particularly suited to distillation or similar apparatus with intermittent flow



MODEL - 3000F

MODEL - 1000-2000-3000F - 150

PIPE SIZE	DIMENSIONS				PR. RATING PSIG
	L		D		
	mm	inch	mm	inch	
½" & ¾"	117	4.60	29	1.14	150
1"	143	5.63	32	1.25	150
1 ½"	165	6.49	50	1.96	150
2"	200	7.87	50	1.96	150
2½" & 3"	239	9.40	81	3.18	150
4"	280	11.02	111	4.37	150
6"	362	14.25	175	6.88	50/150
8"	410	16.14	214	8.42	50/150
10"	629	24.76	240	9.44	50/150
12"	655	25.78	280	11.02	50/150
14"	679	26.73	280	11.02	50/150

MODEL - 1000-2000-3000F - 150

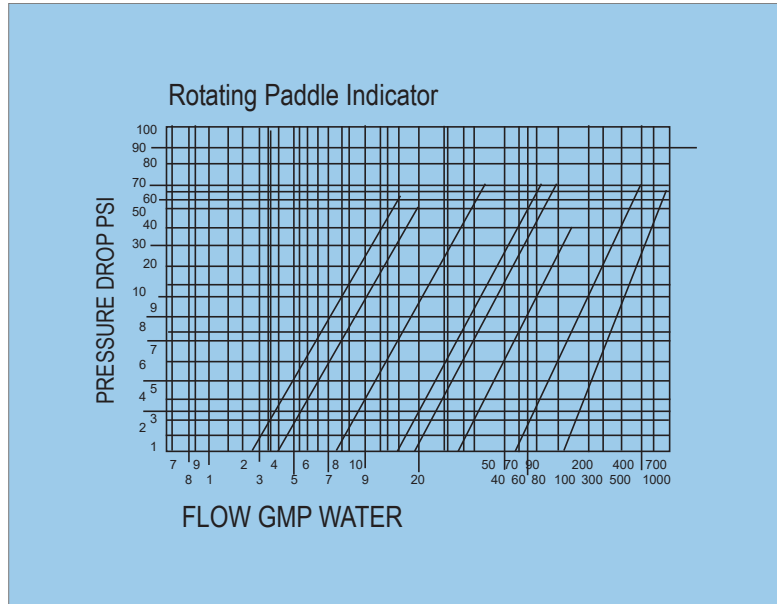
PIPE SIZE	DIMENSIONS				PR. RATING PSIG
	L		D		
	mm	inch	mm	inch	
½" & ¾"	150	5.90	25	0.98	
1"	175	6.88	32	1.25	
1 ½"	190.5	7.50	50	1.96	
2"	219	8.62	50	1.96	300
2½" & 3"	289	11.37	81	3.18	
4"	336	13.22	108	4.25	
6"	543	21.37	140	5.51	
8"	585	23.03	140	5.51	



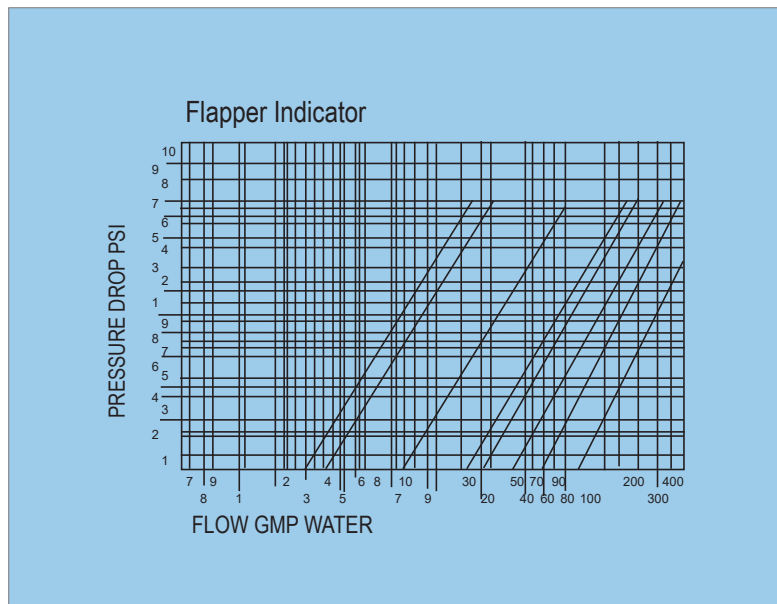
SIGHT FLOW INDICATORS

PRESSURE DROP CHART

Rotating Indicator



Flapper Indicator





MATERIAL OF CONSTRUCTION

Body - Material
A 216 Grade WCB
A 351 Grade CF8
A 351 Grade CF8M
A 351 Grade CF3
A 351 Grade CF3M
A 217 Grade WC6
A 182 F 11
A 182 F 51
A 182 F 5
Special

Cover - Material
A 216 Grade WCB
A 351 Grade CF8
A 351 Grade CF8M
A 351 Grade CF3
A 351 Grade CF3M
A 217 Grade WC6
A 182 F 11
A 182 F 51
A 182 F 5
Special

* Steam Jack available on request

* Teflon lined Sight Glass also available on request



BLISS ANAND



MJ Systems, LLC
Authorized Bliss Distributors
TX - Off (281) 842-7600
LA - Off (225) 726-7114
www.mjsusa.com • sales@mjsusa.com

Manufacturing Locations:

UNITED STATES OF AMERICA

202 Industrial Blvd #804,
Sugar Land, TX 77478, USA
blissamericas.com

THE NETHERLANDS

Tijvoortsebaan 8Q,
5051 HJ Goirle,
The Netherlands
Ph.: +31 (0) 13 304 0111
e-mail: sales@blisseurope.eu

UNITED ARAB EMIRATES

P.O. Box: 18576, S40412A,
Jebel Ali Free Zone South,
Dubai, U.A.E.
Ph.: 00971-4-883 56 33
Fax: 00971-4-883 56 44
e-mail: reception.gesme@blissanand.com

KINGDOM OF SAUDI ARABIA

Production Unit #101, B-2,
Cluster 2, Modon Industrial City 3,
Zip code -34847, KSA-Dammam
Phone: +966 (0) 56 678 4945
e-mail: ksa@blissanandusa.com

INDIA

Plot No. 240, Sector-3,
Growth Center, HSIIDC,
Bawal, Haryana, India
Ph.: +91 (1284) 269400-99
Fax: +91 124 2290884
e-mail: sales@blissanand.com



UNITED STATES OF AMERICA | UNITED ARAB EMIRATES
INDIA | THE NETHERLANDS | KINGDOM OF SAUDI ARABIA

www.blissanand.com